



# NCAR Mesa Lab Visitor Center Self-Guided Tour

## Frequently Asked Questions

### What is the NCAR Tour App?

The NCAR Tour App provides the perfect opportunity to explore the NCAR Mesa Lab Visitor Center at your own pace. Use the interactive map to orient yourself in the exhibits and discover more at each tour stop by reading the overview information and listening to the audio guide. Before you leave, make sure you use the app to create a postcard to share on social media!

### Is the tour app free?

Yes!

### How can I view the NCAR Tour App on my phone or other mobile devices?

Navigate to [ncar-tour.scieducar.com](https://ncar-tour.scieducar.com).

### How do I access wifi when I am at the NCAR Mesa Lab?

1. Open the Network & internet settings on your device.
2. Select the "UCAR Visitor" wireless network. Depending on your device, you may be asked to sign in. If this happens, click on the prompt to sign in, and you will automatically go to step number 3.
3. Select "Connect" to agree to the terms of use and gain access to the network.

### Do I have to view the tour app on my own device?

No! If you visit the NCAR Mesa Lab Monday-Friday from 9:00 am to 4:00 pm, you can borrow tablets. Visit the front desk to learn more.

Sign in to UCAR Visitor  
<https://clearpass-nwsc.ucar.edu>


NCAR | NATIONAL CENTER FOR  
UCAR | ATMOSPHERIC RESEARCH

Select connect to agree to the [terms of use](#)  
and gain access to the UCAR Visitor Network.

UCAR employees can use Eduroam or  
GlobalProtect now for encrypted access to  
all UCAR networks.

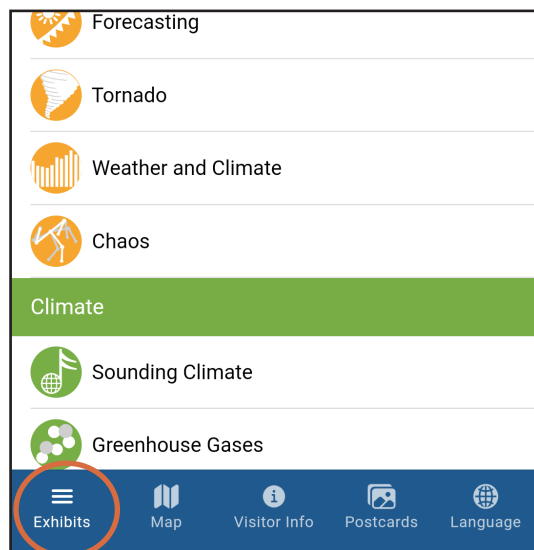
UCAR Visitor Network  
Connect

Questions about UCAR Visitor? Visit our FAQ  
page [here](#).

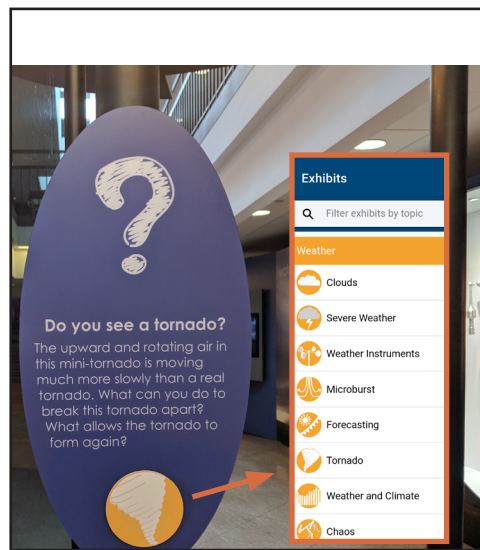
NCAR is sponsored by  
National Science Foundation 

## How do I use the NCAR Tour App to learn more about the exhibits?

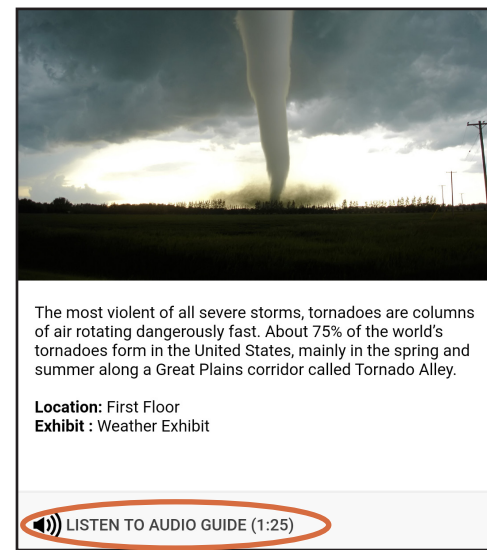
**Step 1:** Open the NCAR Tour App and select "Exhibits" in the lower left corner.



**Step 2:** Look for the circle icons throughout the exhibits and open the matching icon in the tour app.



**Step 3:** Discover an overview of the topic and "audio guide" with an audio file and written transcript.



## What is the audio tour?

Each tour stop has additional commentary to enhance your exhibit experience. You can play a sound recording of the commentary or read a written script. Each audio stop is approximately a minute and a half long.

## How is the tour app different from the noon tour offered on Monday, Wednesday, and Friday?

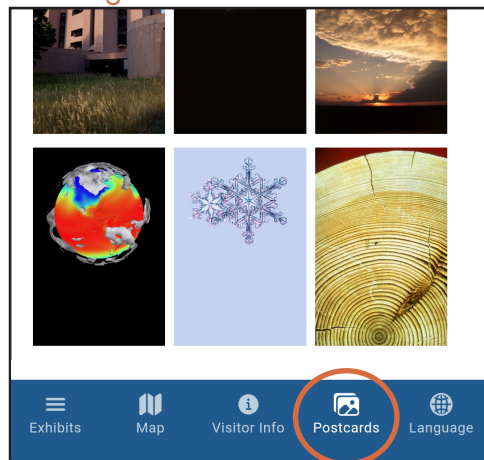
The NCAR Tour App is an extension of the in-person tours. The content and audio tour enables you to go through each exhibit at your own pace, beyond the defined times of the noon tours.

## What type of maps are in the app?

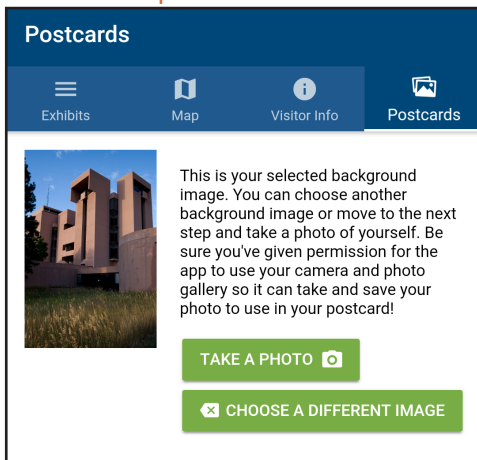
The *Interactive Map* allows you to zoom and view the exhibit areas, restrooms, elevators, and stairs. The *Accessibility Map* shows how to access the building entrances and elevators when using mobility aids.

## How can I send a digital postcard with the NCAR Tour App?

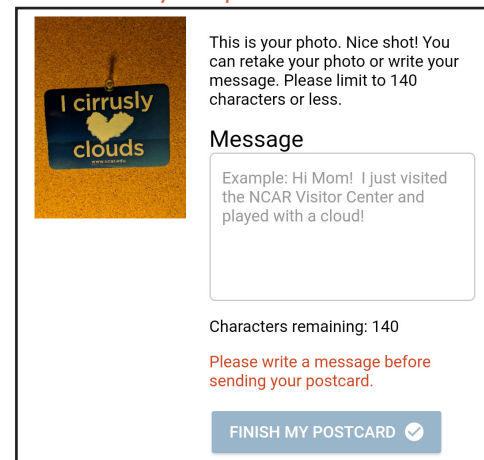
**Step 1:** Select "Postcards" in the lower right-hand corner



**Step 2:** Select a background image and take a photo



**Step 3:** Write a message, review, and share your postcard



## If I have more questions about the app, who can I contact?

If you are visiting during business hours on Monday-Friday, you can ask for help at the front desk. Outside of these hours, please send your questions by email to [scied@ucar.edu](mailto:scied@ucar.edu).